

RESHAPING
WHAT'S
POSSIBLE[®]



renuvion[®]
COSMETIC TECHNOLOGY

REIMAGINE THE POSSIBILITIES. REVITALIZE YOUR PRACTICE. RESHAPE PATIENTS' LIVES.

One of the most important advances for cosmetic procedures in the last 20 years, Renuvion® cosmetic technology is **Reshaping What's Possible®** for your practice and your patients. Using a proprietary helium plasma energy platform from Apyx™ Medical, a recognized leader in energy-based solutions for the cosmetic and surgical markets, Renuvion **delivers proven results**, significantly **improves operational efficiency** and offers **unmatched versatility**.

renuvion®
COSMETIC TECHNOLOGY





10 weeks Post-Op

Photos courtesy of Richard Zeff, MD

Patient: 42-year-old
mother of two
Procedure Type:
Liposuction
Amount of Fat Removed:
175 cc
Renuvion® used:
Subdermally
on entire
abdomen

“ Complete and even tissue contraction is key to great results with this patient group, and **Renuvion is the most effective device I have ever used** for this purpose. Treatment time is shorter and results are observable sooner, both for primary procedures and for patients who have had prior liposuction.”

Alfredo Hoyos, MD
Plastic Surgeon
Bogota, Colombia

“ The **Renuvion system has been a paradigm shift for my practice.** It has successfully replaced the aging electrosurgical generator in my OR and all my laser and RF post liposuction devices with one solid state box.”

Edward Zimmerman, MD
Cosmetic Physician
Las Vegas, NV

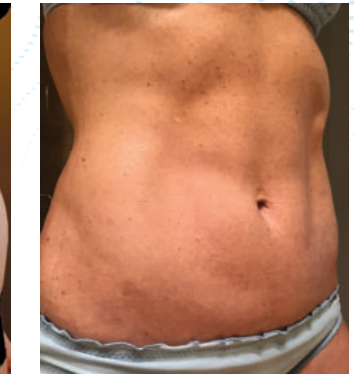
Risk associated with the use of Renuvion may include: unintended burns (deep or superficial), scars, temporary or permanent nerve injury, pain, discomfort, gas buildup resulting in temporary and transient crepitus or pain, infection, hematoma, seroma; asymmetry and/or unacceptable cosmetic result. There may be additional risks associated with the use of other devices along with Renuvion and there may be an increased risk for patients who have undergone prior surgical or aesthetic procedures in the treatment area. As with any procedure, individual results may vary. As with all energy devices there are inherent risks associated with its use, refer to the IFU for further information.

The Renuvion system is intended to be used for the delivery of radiofrequency energy and/or a helium gas plasma for electrosurgical cutting, coagulation and ablation of soft tissue during open surgical procedures. The system is cleared for general use and not for any specific indication or anatomical location.

REAL RESULTS



1 year 2 months Post-Op**



1 year 2 months Post-Op**

Photos courtesy of Vaishali Doolabh, MD

Patient*: 40-year-old, mother of two
Procedure Type: Ultrasonic liposuction

*The patient is an employee of Apyx™ Medical.

Amount of Fat Removed: 150 cc
Renuvion® used: Subdermally on entire abdomen

**No change in weight, diet or exercise.



4 weeks Post-Op



4 weeks Post-Op

Photos courtesy of Larry Fan, MD

“ I had one of the bipolar system previously and upgraded to Renuvion because I found it to be **faster and allows me to give my patients better results.**”

Richard Hodnett, MD
Plastic Surgeon
Thousand Oaks, CA

GAMECHANGING TECHNOLOGY PRACTICE-TRANSFORMING POTENTIAL

Expand Your Patient Population, Capture More Revenue and Differentiate Your Practice — All with One Device.

Renuvion® is FDA-cleared for cutting, coagulation and ablation of soft tissue during open and laparoscopic surgical procedures.¹

Delivers proven results.



UNIQUE HEATING

- Delivers heat to tissue in a way that was never before possible^{2,3}
- Unique MOA allows 50% more collagen contraction, ~3500 times faster^{2,3}
- Near instantaneous tissue cooling eliminates the need for external temperature monitoring²

DEMONSTRATED EFFICACY

- Shown to be safe and effective in numerous surgical procedures
- Has a dramatic yet gentle effect on tissue^{2,3,4}
- Provides both immediate and long-term effects^{2,3,4,5}

SURGICAL IMPACT WITH MINIMALLY-INVASIVE PROCEDURES

- Long-awaited alternative to more invasive procedures
- Ideal for patients who aren't ready for excisional surgery
- Provides dramatic results with lower risks and recovery

High performance in your practice.

IMPROVES OPERATIONAL EFFICIENCY

- Deliver great results in less time (time-efficient procedure)
- Capture more revenue and get time back for the things you love doing most
- Shown to increase new patient leads by 40% and existing patient conversions by 25%⁶
- Provides a strong ROI for your practice, data shows a 19.3% ROI in 6 months⁷

UNMATCHED VERSATILITY

- Doctors have used Renuvion on a wide variety of body areas
- All-in-one electro-surgical unit with full monopolar and bipolar functions
- Save time and space with what might be the only capital equipment you'll use every day

INDUSTRY-LEADING
4-YEAR
WARRANTY

Renuvion has already made such an impact on my business that patients are coming in the door and asking for it by name.”

Paul G. Ruff IV, MD
Plastic Surgeon
Washington, D.C.

REAL RESULTS

These images are examples of the Renuvion® device used as a tool for coagulation resulting in tissue contraction⁸. As with any procedure, individual results may vary.



1 year 6 months Post-Op

Photos courtesy of Paul G. Ruff IV, MD

Patient: 54-year-old female
Procedure Type: Ultrasonic liposuction
Renuvion used: Subdermally on jowls and neck



5.5 months Post-Op

Photos courtesy of Grant Hamlet, MD

Patient: 51-year-old male
Procedure Type: Vaser liposuction
Amount of Fat Removed: 100 ml
Renuvion used: Subdermally on neck



3.5 months Post-Op

Photos courtesy of Justin Yovino, MD

Patient: 39-year-old female
Procedure Type: Liposuction
Amount of Fat Removed: 100 cc
Renuvion used: Subdermally on neck



6 months Post-Op

Photos courtesy of Justin Yovino, MD

Patient: 38-year-old female
Procedure Type: Liposuction
Amount of Fat Removed: 25 cc
Renuvion used: Subdermally on jowls and neck

“ Using the Renuvion device has allowed me to expand the types of procedures I can offer to my patients. I now have a **more predictable and effective** option to choose from.”

Ryan Neinstein, MD
Plastic Surgeon
New York, NY



LEARN MORE: Download the Renuvion AR App and scan the figures with this icon to play a short video. Available now in the iTunes® App Store and the Google Play™ Store.

“ Renuvion® is **fast, easy to use and it works**. This is one of the few devices I have purchased that won't spend any time in the closet.”

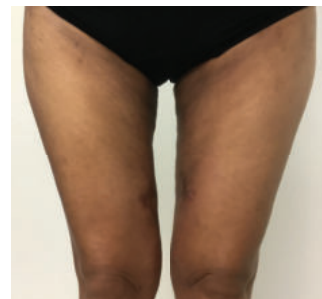
Diane Duncan, MD
Plastic Surgeon
Fort Collins, CO



1 week Post-Op

Photos courtesy of Richard Zeff, MD

Patient: 40-year-old female
Procedure Type: Liposuction
Amount of Fat Removed: 40 cc
Renuvion used: Subdermally on neck



5 weeks Post-Op

Photos courtesy of Melinda Lacerna, MD

Patient: 53-year-old female
Procedure Type: Liposuction
Amount of Fat Removed: 1,100 cc
Renuvion used: Subdermally on anterior and posterior thighs





1 month Post-Op

Photos courtesy of Terry Restivo, DO

Patient: 69-year-old female
Procedure Type: Liposuction

Amount of Fat Removed: 150 cc
Renuvion used: Subdermally on arms



6 weeks Post-Op

Photos courtesy of David Melniczek, MD

Patient: 32-year-old female – Post Bariatric Surgery
Procedure Type: Liposuction

Amount of Fat Removed: 600 cc
Renuvion used: Subdermally on anterior and posterior arms

SEAMLESS INTEGRATION INTO YOUR PRACTICE



INDUSTRY-LEADING
4-YEAR
WARRANTY

The Renuvion® system comes standard with Apyx Medical's industry-leading 4-year warranty.

- No hidden costs for equipment or maintenance
- Simple to set up and use allowing you to focus on the patient and the procedure
- All-in-one electro-surgical unit with full monopolar and bipolar functions



Follow Us⁹



#Renuvion #ApyxMedical #WhatWillYouRenu
#ReshapingWhatsPossible

Reference:

1. Renuvion/J-Plasma has received a general clearance and has not been determined to be safe or effective for use in any specific procedures for the treatment of any specific conditions.
2. Apyx Study RP- 18070501
3. Chen SS, Wright NT, Humphrey JD. Heat-induced changes in the mechanics of a collagenous tissue: isothermal free shrinkage. *Journal of Biomechanical Engineering* 1997;109:372-378
4. Ramsdell WM. Fractional Carbon Dioxide Laser Resurfacing. *Semin Plast Surg* 2012;26:125-130.
5. Orringer JS, Kang S, Johnson TM, et. al. Connective tissue remodeling induced by carbon dioxide laser resurfacing of photodamaged human skin. *Arch Dermatol* 2004;140(11):1326-1332.
6. The Value of Renuvion- A Case Study with Paul G. Ruff IV, MD. MM00209.00 0819
7. The Value of Renuvion- A Case Study with Kyle Song, MD. MM00210.00 0819
8. Feldman LS, Fuchshuber PR, Jones DB. *The SAGES Manual on the Fundamental Use of Surgical Energy (FUSE)*. Springer Science+Business Media, LLC. 2012.
9. These hashtags are intended to be used by physicians in the promotion of their practice and of Apyx Medical's products.

Apyx[™]
MEDICAL
Energy Elevating Lives

esthetic med
arzt- und spitalbedarf

Apyx Medical
Clearwater, FL USA
+1 800 537 2790
www.renuvion.com

Distributed by: esthetic med GmbH
Chli Ebnat 3, 6403 Küssnacht am Rigi
+41 44 802 33 88, info@estheticmed.ch
www.estheticmed.ch

© Copyright 2019 Apyx Medical, All rights reserved.
Renuvion® and Reshaping What's Possible® are registered trademarks of Apyx Medical Corporation.
Apyx™ is a trademark of Apyx Medical Corporation.
Energy Elevating LivesSM is a service mark of Apyx Medical Corporation.

MM0195.04 1219